

Scaled data based on original data using
LM-79-08 Approved Method: Electrical and Photometric Measurements of Solid-
State Lighting Products

Test Report Prepared for
Cooper Lighting Solutions
(formerly Eaton)

Brand: McGRAW-EDISON

Report Number: P200145

Luminaire Tested: **GWC-AF-01-LED-E1-SL4-1200-HSS**

Issue Date: 3/3/2020

Test Information

Test Method: LM-79-08
Report Number: P200145
TEST IS SCALED FROM IESNA LM-79-08 TEST DATA (P24301)
Test Lab: INNOVATION CENTER P2
Issue Date: 3/3/2020
Manufacturer: COOPER LIGHTING SOLUTIONS (FORMERLY EATON)
Product Line: MCGRAW-EDISON
Catalog Number: GWC-AF-01-LED-E1-SL4-1200-HSS
Description: GALLEON WALL LUMINAIRE
(1) 70 CRI, 4000K, 1200mA LIGHTSQUARE WITH 16 LEDS EACH AND TYPE IV SPILL
LIGHT ELIMINATOR OPTICS WITH HOUSE SIDE SHIELD
Light Source: -
Ballast/Driver: ELECTRONIC DRIVER

Summary

Lumens per Lamp: N/A
Luminaire Lumens: 5789.9 lumens
Efficiency: N/A
Efficacy: 86.4 lumens/watt
Luminous Opening: Rectangular (W 0.5' x L: 0.5' x H: 0')
IES Classification: Type IV - Short - Semi-Cutoff
BUG Rating: B0 - U0 - G2

Input Watts (W): 67
Input Voltage (V): NR
Input Current (Ain): NR
Voltage Rise (V): NR
Power Factor: NR
Total Harmonic Distortion (THDi): NR
Frequency (hertz): 60
Stabilization Time: NR
Operation Time: NR
Ambient Temperature (°C): NR
Test Distance: 25 FT

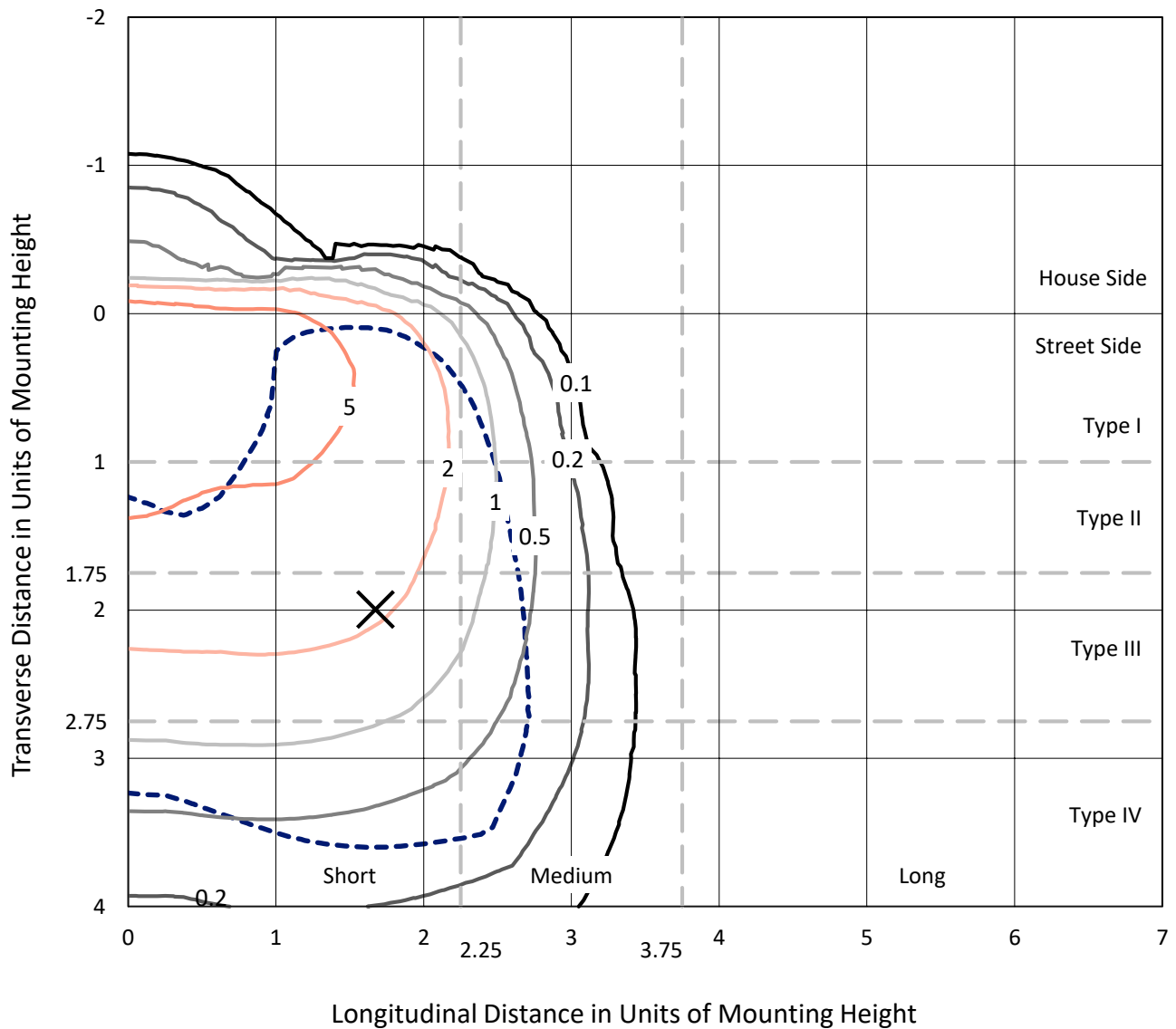


REPORT NUMBER: P200145

CATALOG NUMBER: GWC-AF-01-LED-E1-SL4-1200-HSS

Iso-Footcandle Lines of Horizontal Illumination

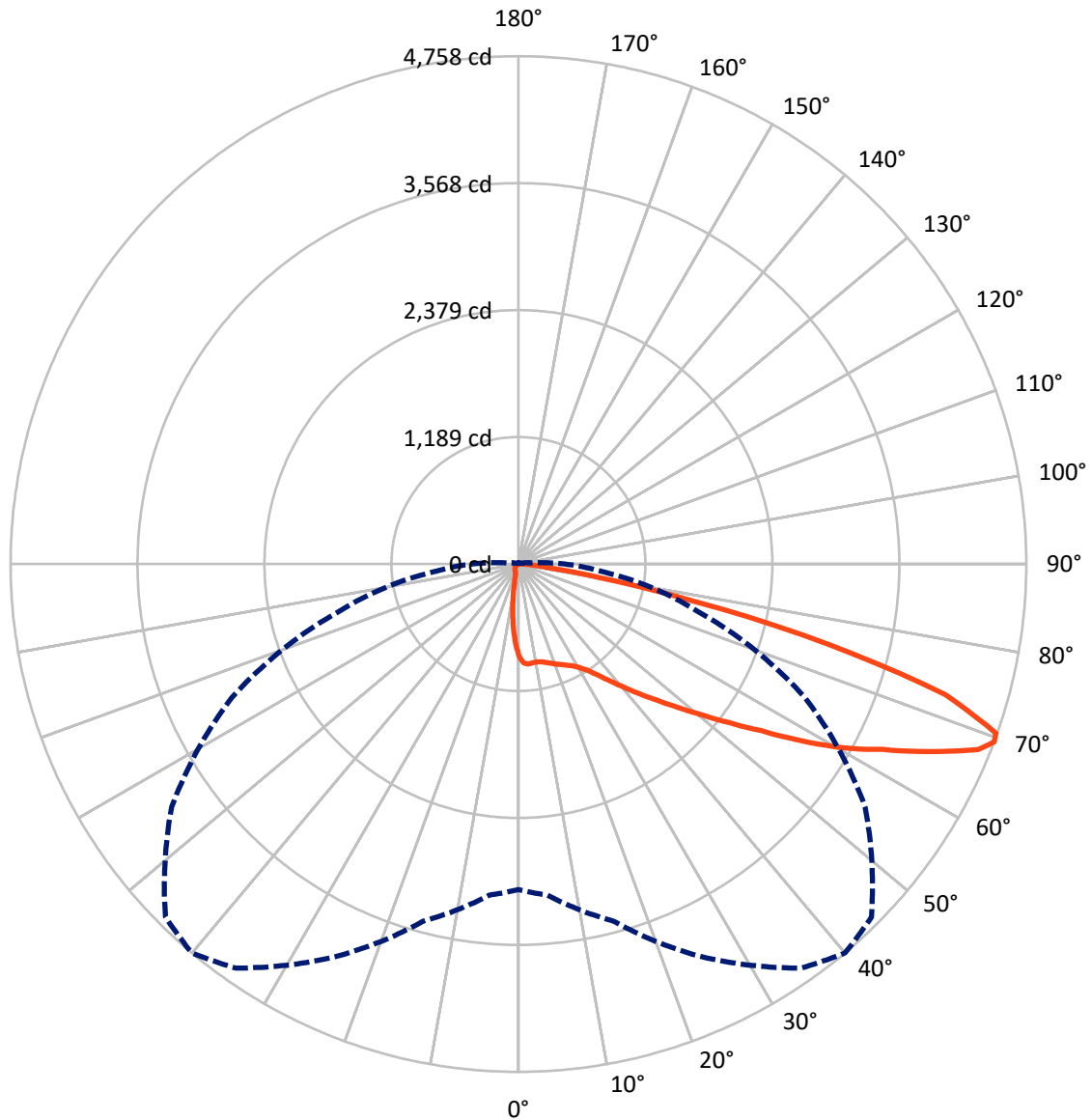
✕ Max cd
 - - - 1/2 Max cd



Based on 10 foot mounting height. Maximum calculated value = 9.5 fc
 Type IV - Short - Semi-Cutoff

REPORT NUMBER: P200145
CATALOG NUMBER: GWC-AF-01-LED-E1-SL4-1200-HSS

Luminous Intensity Polar Plot



— Vertical Plane Through 40-Deg Lateral - - - Horizontal Cone Through 69-Deg Vertical

REPORT NUMBER: P200145

CATALOG NUMBER: GWC-AF-01-LED-E1-SL4-1200-HSS

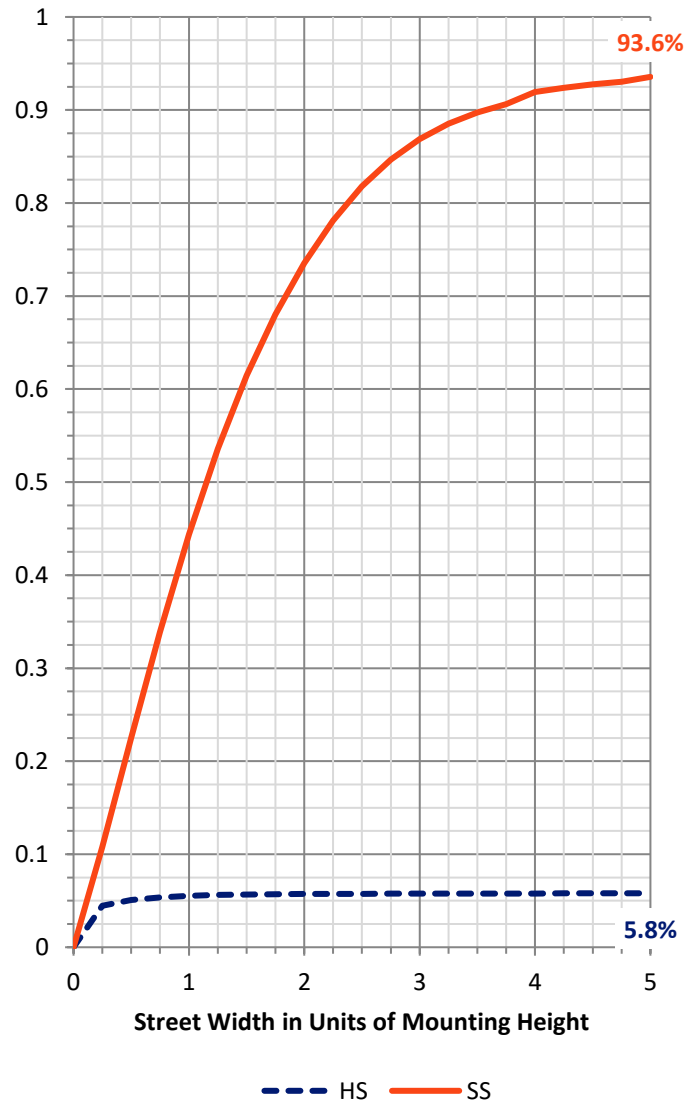
FLUX DISTRIBUTION:

		Downward	Upward	Total
House Side	Lumens	338.7	0.0	338.7
	% Fixture	5.9	0.0	5.9
Street Side	Lumens	5451.2	0.0	5451.2
	% Fixture	94.1	0.0	94.1
Total	Lumens	5789.9	0.0	5789.9
	% Fixture	100.0	0.0	100.0

Coefficient of Utilization

ZONAL LUMENS:

Zone	Lumens	% Fixture
0°-10°	70.1	1.2
10°-20°	172.5	3.0
20°-30°	290.5	5.0
30°-40°	475.6	8.2
40°-50°	823.5	14.2
50°-60°	1297.0	22.4
60°-70°	1693.9	29.3
70°-80°	872.4	15.1
80°-90°	94.4	1.6
90°-100°	0.0	0.0
100°-110°	0.0	0.0
110°-120°	0.0	0.0
120°-130°	0.0	0.0
130°-140°	0.0	0.0
140°-150°	0.0	0.0
150°-160°	0.0	0.0
160°-170°	0.0	0.0
170°-180°	0.0	0.0
0°-90°	5789.9	100.0
0°-180°	5789.9	100.0



REPORT NUMBER: P200145

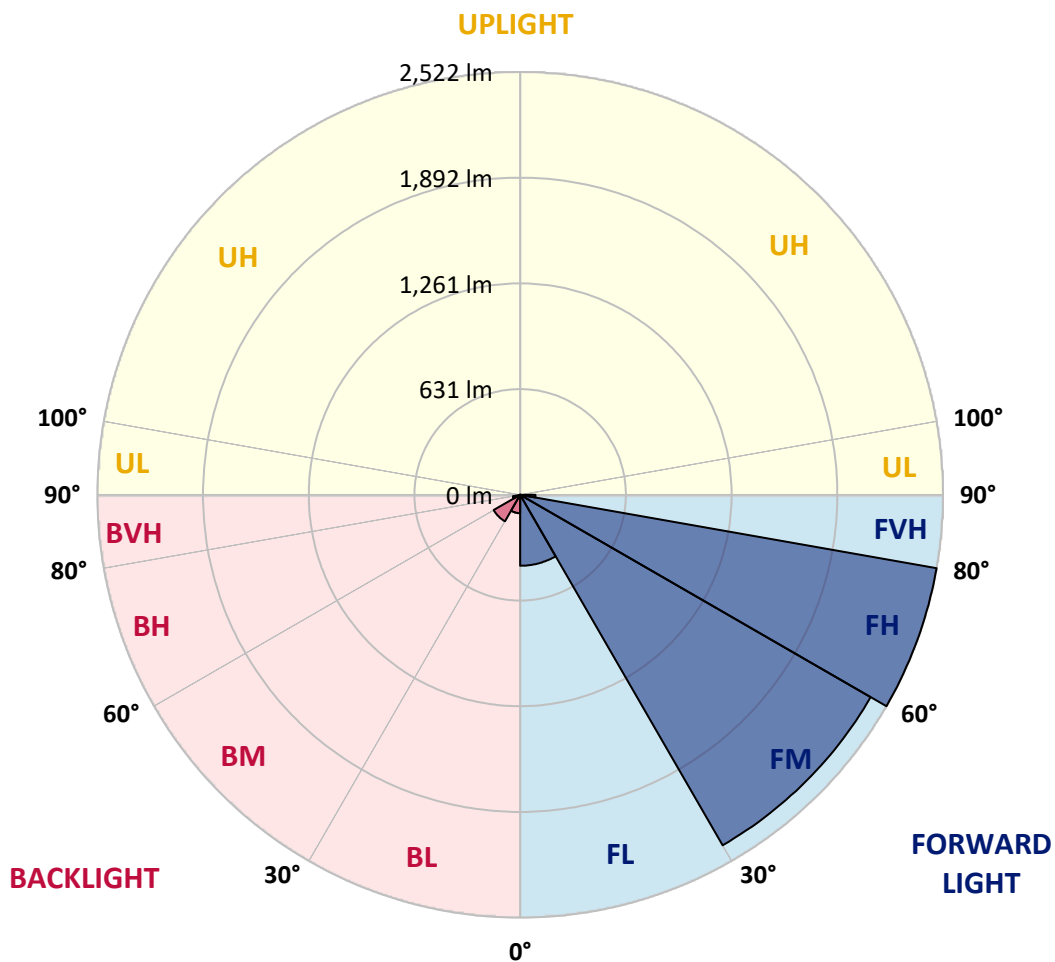
CATALOG NUMBER: GWC-AF-01-LED-E1-SL4-1200-HSS

LUMINAIRE CLASSIFICATION SYSTEM LUMEN TABLE AND BUG RATING:

Zone		Lumens	% Fixture	Zone Rating/Lumen Limit		
				B	U	G
FL	(0°-30°)	423.4	7.3			
FM	(30°-60°)	2414.0	41.7			
FH	(60°-80°)	2522.3	43.6			G2/5000
FVH	(80°-90°)	91.4	1.6			G1/100
BL	(0°-30°)	109.7	1.9	B0/110		
BM	(30°-60°)	182.1	3.1	B0/220		
BH	(60°-80°)	44.0	0.8	B0/110		G0/110
BVH	(80°-90°)	3.0	0.1			G0/10
UL	(90°-100°)	0.0	0.0		U0/0	
UH	(100°-180°)	0.0	0.0		U0/0	

BUG Rating: B0-U0-G2

Type IV Short





REPORT NUMBER: P200145

CATALOG NUMBER: GWC-AF-01-LED-E1-SL4-1200-HSS

CANDELA DISTRIBUTION (FULL):

	0°	5°	15°	25°	35°	40°	45°	55°	65°	75°	85°
0°	865.0	865.0	865.0	865.0	865.0	865.0	865.0	865.0	865.0	865.0	865.0
2.5°	949.8	944.7	941.5	937.4	932.2	927.7	926.1	913.3	901.2	884.6	865.7
5°	967.4	965.7	960.1	954.6	948.5	941.5	937.7	922.6	905.4	881.3	848.1
7.5°	969.1	967.1	960.1	952.6	944.0	935.7	929.1	914.0	898.2	873.7	833.3
10°	966.4	963.9	958.8	950.5	939.8	931.9	925.4	910.8	897.4	875.3	830.5
12.5°	963.3	960.9	958.4	954.3	945.0	939.5	934.0	920.1	908.1	889.6	840.6
15°	966.4	964.9	967.7	966.0	960.9	956.0	950.5	938.1	927.1	911.6	858.9
17.5°	979.5	979.5	988.1	989.1	984.3	977.4	969.5	957.1	947.8	934.7	880.6
20°	1010.2	1009.1	1020.1	1022.2	1010.5	999.8	988.1	972.9	965.7	957.4	901.9
22.5°	1062.8	1058.0	1064.6	1062.5	1039.4	1022.8	1008.4	989.8	986.0	982.2	925.7
25°	1131.5	1128.7	1133.1	1112.9	1072.2	1049.8	1032.6	1011.5	1011.5	1015.3	952.6
27.5°	1231.0	1220.7	1205.5	1169.7	1108.7	1080.1	1061.5	1039.1	1044.9	1059.1	988.1
30°	1333.1	1321.7	1286.9	1231.7	1153.2	1123.2	1101.5	1078.0	1091.8	1117.7	1035.6
32.5°	1433.7	1421.0	1371.7	1302.0	1216.9	1186.9	1166.0	1140.1	1163.2	1206.6	1105.3
35°	1531.3	1519.9	1463.0	1381.0	1301.7	1276.8	1257.6	1235.2	1264.8	1325.4	1203.5
37.5°	1640.8	1628.4	1559.2	1470.2	1404.7	1386.8	1372.7	1350.3	1402.0	1491.0	1340.3
40°	1775.5	1754.6	1661.2	1572.6	1524.0	1515.4	1505.7	1502.6	1582.9	1706.0	1522.6
42.5°	1930.0	1895.5	1768.0	1680.5	1654.9	1661.2	1658.7	1672.5	1809.4	1973.4	1744.5
45°	2084.4	2039.9	1886.9	1795.6	1799.0	1820.8	1834.2	1889.3	2093.0	2280.2	1983.4
47.5°	2215.3	2171.5	2001.0	1920.0	1961.3	2004.1	2040.6	2145.0	2384.5	2582.0	2169.2
50°	2327.3	2286.0	2121.9	2056.8	2149.8	2218.8	2278.0	2432.8	2698.1	2811.9	2299.4
52.5°	2419.0	2391.5	2247.4	2213.6	2365.3	2466.2	2553.1	2738.5	2976.0	2998.7	2400.8
55°	2508.3	2488.6	2382.1	2400.0	2618.2	2755.7	2865.7	3062.8	3215.1	3154.5	2497.9
57.5°	2611.0	2593.1	2535.9	2636.5	2950.8	3123.8	3243.8	3350.3	3425.7	3313.6	2589.6
60°	2715.7	2705.4	2706.8	2899.1	3332.7	3498.8	3565.0	3592.5	3632.5	3463.6	2594.8
62.5°	2815.7	2835.3	2902.2	3191.3	3698.3	3825.8	3859.3	3886.5	3839.6	3487.3	2397.3
65°	2984.9	3017.0	3176.6	3582.5	4100.5	4237.0	4271.4	4178.0	3872.4	3179.9	1949.9
67.5°	3067.6	3126.2	3410.9	3947.2	4490.7	4642.3	4629.6	4197.0	3475.0	2424.9	1251.4
69°	3050.4	3112.7	3464.9	4058.8	4620.3	4757.7	4676.7	3965.1	2960.4	1756.6	768.2
70°	2982.1	3045.2	3437.1	4054.7	4636.7	4745.7	4589.2	3678.6	2503.1	1284.4	480.4
72.5°	2490.4	2544.8	3051.5	3664.9	4271.4	4182.8	3839.2	2548.6	1219.7	349.8	108.2
75°	1533.0	1563.3	2189.5	2760.9	3226.2	2998.7	2557.9	1267.9	363.6	98.9	59.9
77.5°	809.9	823.7	1198.7	1627.4	2045.1	1692.2	1311.0	494.6	167.5	62.0	43.5
80°	478.7	489.1	645.5	744.1	885.1	739.3	524.2	303.6	119.9	39.0	38.6
82.5°	273.9	280.5	468.0	413.6	348.7	297.8	260.9	287.8	72.0	26.2	40.0
85°	100.7	102.0	263.3	314.7	207.5	123.4	129.6	238.4	19.3	16.6	31.4
87.5°	46.9	45.8	135.4	192.6	121.3	78.3	101.0	52.4	7.6	10.6	8.6
90°	0.0	0.0	0.0	0.0	0.0	0.0	0.0	0.0	0.0	0.0	0.0



REPORT NUMBER: P200145

CATALOG NUMBER: GWC-AF-01-LED-E1-SL4-1200-HSS

CANDELA DISTRIBUTION (continued):

	90°	95°	105°	115°	125°	135°	145°	155°	165°	175°	180°
0°	865.0	865.0	865.0	865.0	865.0	865.0	865.0	865.0	865.0	865.0	865.0
2.5°	854.7	842.0	818.9	795.0	771.0	752.4	734.1	719.6	714.7	705.8	706.6
5°	828.5	805.1	756.8	707.9	656.8	614.8	575.2	543.2	527.6	511.8	511.8
7.5°	805.8	771.6	696.1	616.5	534.2	464.9	402.5	355.7	329.8	309.1	308.8
10°	797.2	750.9	645.5	531.4	416.6	322.2	248.2	200.6	176.2	160.3	159.6
12.5°	801.0	743.7	606.6	452.9	308.8	207.1	143.7	113.0	102.7	97.9	97.9
15°	811.9	741.6	567.6	376.0	218.2	129.6	95.4	87.2	86.5	86.5	86.5
17.5°	825.4	742.4	527.6	301.3	148.5	92.7	82.3	81.3	82.0	82.0	82.0
20°	839.2	742.7	484.6	231.9	104.8	80.6	77.5	77.2	77.8	77.8	78.3
22.5°	856.1	744.4	441.5	173.4	86.5	76.2	73.8	73.8	74.1	74.1	73.8
25°	875.3	747.9	396.7	128.6	79.0	73.0	71.0	70.7	71.0	70.7	70.3
27.5°	899.5	752.7	346.7	100.7	75.5	70.0	68.2	68.2	67.9	67.5	67.2
30°	929.9	758.2	290.5	85.5	72.0	67.2	65.5	65.2	64.8	64.1	64.1
32.5°	976.0	770.3	235.1	77.5	68.2	63.4	62.0	62.0	61.4	60.7	60.4
35°	1047.0	794.0	185.5	72.7	64.1	59.2	57.6	57.6	56.9	56.6	56.2
37.5°	1145.2	830.2	144.0	68.2	59.9	54.8	53.1	52.7	52.1	51.4	51.0
40°	1275.8	875.0	113.3	64.1	55.9	50.3	48.9	48.3	46.9	45.8	45.8
42.5°	1439.9	926.1	92.1	59.6	51.0	46.1	45.1	44.1	41.7	40.7	40.3
45°	1611.6	971.9	77.8	54.4	46.1	42.0	41.3	39.6	36.5	35.5	35.5
47.5°	1735.2	982.5	68.5	49.6	41.7	37.5	37.2	34.2	31.4	30.7	30.3
50°	1812.5	961.6	61.0	44.8	37.5	33.5	32.4	28.6	26.9	26.2	25.9
52.5°	1864.5	923.9	54.8	40.7	33.8	29.7	27.2	24.4	23.1	22.4	22.4
55°	1906.2	870.9	48.6	36.8	30.7	26.5	23.1	21.1	19.6	18.9	18.9
57.5°	1917.9	798.8	42.4	33.8	27.6	23.4	19.6	18.3	16.6	16.2	16.2
60°	1832.8	668.9	37.5	30.0	24.9	20.4	17.2	15.5	13.8	13.4	13.1
62.5°	1608.4	517.6	33.0	26.5	21.7	17.6	14.8	12.8	11.4	11.4	11.4
65°	1226.9	347.1	28.9	23.1	18.9	14.8	12.8	10.3	9.6	9.6	10.0
67.5°	734.4	188.8	24.9	19.6	16.2	12.4	10.6	9.0	8.6	9.0	9.0
69°	430.5	111.0	22.4	17.6	14.1	11.0	9.3	7.9	8.6	9.0	9.0
70°	265.8	74.8	20.7	15.9	12.8	10.0	8.6	7.6	8.3	8.6	8.6
72.5°	74.1	38.6	16.6	12.4	10.3	8.3	6.9	6.9	7.9	8.3	8.3
75°	48.3	28.6	12.8	9.3	7.9	6.5	5.8	6.5	7.6	7.9	7.9
77.5°	40.0	23.4	10.3	7.6	6.5	6.2	5.5	5.8	6.9	7.3	7.3
80°	36.5	16.6	8.3	6.9	5.8	5.5	5.2	4.8	6.2	6.5	6.5
82.5°	34.8	13.1	7.3	6.2	5.5	4.8	4.5	4.8	5.5	5.8	6.2
85°	21.7	8.6	6.5	5.8	4.8	4.5	4.5	4.5	5.2	5.5	5.5
87.5°	7.9	6.9	5.8	4.8	4.1	4.1	4.1	4.1	4.5	5.2	5.2
90°	0.0	0.0	0.0	0.0	0.0	0.0	0.0	0.0	0.0	0.0	0.0

(END OF REPORT)